


PRODUCT SHEET

Description:


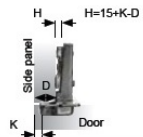

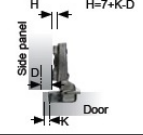

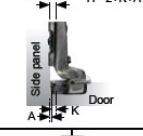


Maxi Hinge, Steel, NPL, 110DG, B/9mm Half-Overlay, With Mounting Plate H:2mm F/Chipboard Screws, ø35mm Cup, cc:48mm -, 6mm, Cup Height: 11,3mm, NPL, Slide-On

Item number:

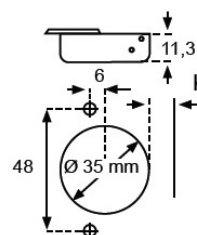
15.03.675-0

Units	Box	Carton	HS Code	Barcode
Pcs.	1	250	8302100090	
				5704866052870



Steel - Nickel Plated		Item No.	D: Overlay calculations	A: Gap calculations																								
Full overlay (A) 	 <p>H H=15+K-D Side panel D Door K</p>	Incl. mounting plate H = 2 SISO logo in cup	<table border="1"> <tr><td>K</td><td>3</td><td>4</td><td>5</td><td>6</td><td>7</td></tr> <tr><td>0</td><td>18</td><td>19</td><td>20</td><td>21</td><td>22</td></tr> <tr><td>2</td><td>16</td><td>17</td><td>18</td><td>19</td><td>20</td></tr> <tr><td>4</td><td>14</td><td>15</td><td>16</td><td>17</td><td>18</td></tr> </table>	K	3	4	5	6	7	0	18	19	20	21	22	2	16	17	18	19	20	4	14	15	16	17	18	
K	3	4	5	6	7																							
0	18	19	20	21	22																							
2	16	17	18	19	20																							
4	14	15	16	17	18																							
Half overlay (B) 	 <p>H H=7+K-D Side panel D Door K</p>	Incl. mounting plate H = 2 SISO logo in cup	<table border="1"> <tr><td>K</td><td>3</td><td>4</td><td>5</td><td>6</td><td>7</td></tr> <tr><td>0</td><td>10</td><td>11</td><td>12</td><td>13</td><td>14</td></tr> <tr><td>2</td><td>8</td><td>9</td><td>10</td><td>11</td><td>12</td></tr> <tr><td>4</td><td>6</td><td>7</td><td>8</td><td>9</td><td>10</td></tr> </table>	K	3	4	5	6	7	0	10	11	12	13	14	2	8	9	10	11	12	4	6	7	8	9	10	
K	3	4	5	6	7																							
0	10	11	12	13	14																							
2	8	9	10	11	12																							
4	6	7	8	9	10																							
Inset (C) 	 <p>H H=-2+K+A Side panel D Door K</p>	Incl. mounting plate H = 4 SISO logo in cup	<table border="1"> <tr><td>K</td><td>3</td><td>4</td><td>5</td><td>6</td><td>7</td></tr> <tr><td>0</td><td>-1</td><td>-2</td><td>-3</td><td>-4</td><td>-5</td></tr> <tr><td>2</td><td>1</td><td>0</td><td>-1</td><td>-2</td><td>-3</td></tr> <tr><td>4</td><td>3</td><td>2</td><td>1</td><td>0</td><td>-1</td></tr> </table>	K	3	4	5	6	7	0	-1	-2	-3	-4	-5	2	1	0	-1	-2	-3	4	3	2	1	0	-1	
K	3	4	5	6	7																							
0	-1	-2	-3	-4	-5																							
2	1	0	-1	-2	-3																							
4	3	2	1	0	-1																							
	 <p>32 37 Cabinet edge</p>	H = 2/4 f/chipboard screws Slide-on	Delivered as standard mounting plate with all hinges. Chipboard screws to be ordered separately.																									

Cup drawing



Opening angle:	110°
Depth of hinge cup:	11,3 mm
Diameter of hinge cup:	35 mm
Mounting of hinge: Screw on:	c.c.48 mm
Possible drilling distances on the door (K):	3-7 mm
Door thickness:	14-24 mm

SISO A/S

Mileparken 11
DK-2740 Skovlunde
Denmark
VAT: DK 24786013

Phone +45 45 830 900

www.siso.dk
siso@siso.dk

Danske Bank
Nytorv Branch
Copenhagen
SWIFT: DABADKKK

Account no.
4180 3112 112936
IBAN Account
DK7230003112112936